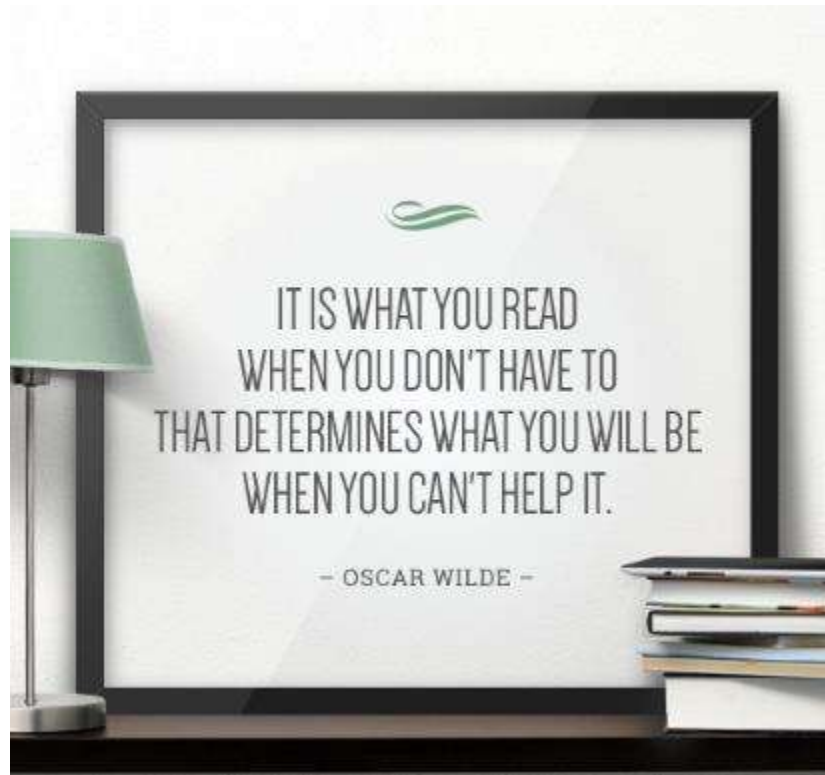


# English Department 2017



## **Our Vision**

Every Saint, an active listener, eloquent speaker,  
critical reader and skilled writer

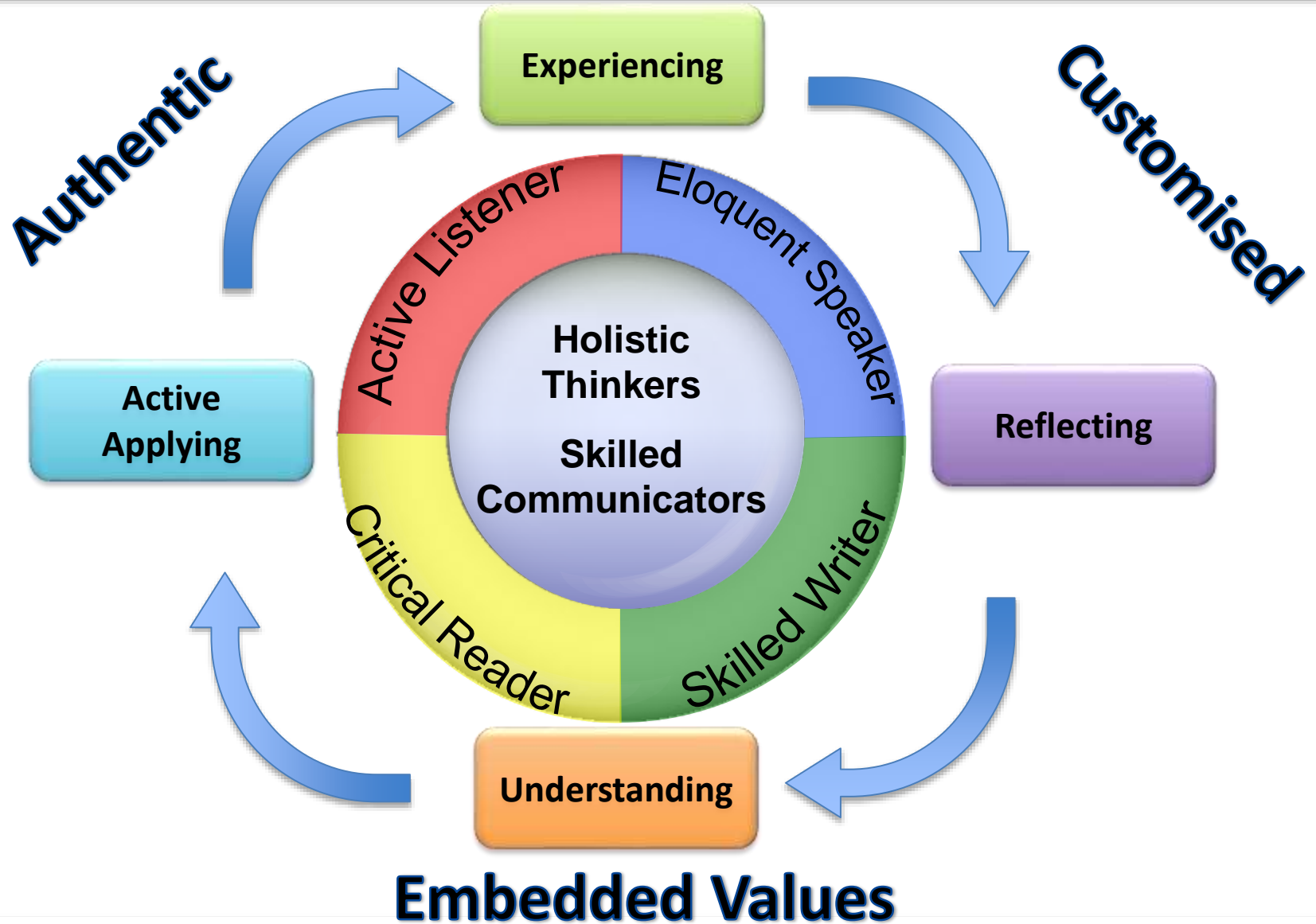
## **Our Mission**

To inspire the love for language through rich  
learning environments, creative activities and  
positive role models



## Our Vision

Every Saint, an active listener, eloquent speaker, critical reader and skilled writer



## Our Mission

To inspire the love for language through rich learning environments, creative activities and positive role models

# PSLE English

## EXAMINATION FORMAT

Candidates will be assessed in the following areas:

| PAPER | COMPONENT                      | ITEM TYPE | MARKS | WEIGHTING | DURATION  |
|-------|--------------------------------|-----------|-------|-----------|---|
| 1     | Situational Writing            | OE        | 55    | 27.5%     | 1 h 10 min  |
|       | -----<br>Continuous Writing    | OE        |       |           |   |
| 2     | Language Use and Comprehension | OE / MCQ  | 95    | 47.5%     | 1 h 50 min  |
| 3     | Listening Comprehension        | MCQ       | 20    | 10%       | About 35 min  |
| 4     | Oral Communication             | OE        | 30    | 15%       | About 10 min<br>(5 min preparation time;<br>about 5 min examination time) |
| Total |                                |           | 200   | 100%      |   |



# Continuous writing

Write a composition of at least 150 words about **making a choice**.


The pictures are provided to help you think about this topic. Your composition should be based on one or more of these pictures.

Consider the following points when you plan your composition:

- What was the choice?
- What did you consider when making the choice?

You may use the points in any order and include other relevant points as well.

The composition must be relevant to the topic and the pictures given



# Ways we hope to partner you

- Skilled writer
  - Role model writing (This can be reflections, thank-you notes, recipes and even short stories)
  - Encourage your boy to write reflections of what he learnt in school
  - Refer to examples in Hearts and Voices: Volume 1 and 2
  - \*Use of Automated Marking Tool (Grammarly) and self-directed learning




# Certain concerns

- Being able to go beyond describing events to describing the F.A.T.S of their characters
  - Feelings
  - Actions
  - Thoughts
  - Senses
- Checking their work to reduce all careless mistakes



# Comprehension

- 
- Demonstrate comprehension of a range of texts at the literal and inferential levels.
  - Show understanding of implied meaning and make judgment and evaluation, by reading and/or viewing closely and critically.
  - Show understanding of how contextual use of grammatical items shapes meaning.
  - Demonstrate the correct use of grammar, spelling and punctuation, and the appropriate use of vocabulary in given contexts.



# Example

Based on the passage, state whether each statement in the table below is true or false, then give one reason why you think so. (3m)

|  | True/False | Reason |
|--|------------|--------|
| The captain of <i>Eagle Corona</i> and his crew were prepared for the first pirate attack. |            |        |
| Pirates are becoming more violent.   |            |        |
| All ships travelling to Taiwan, China, Hong Kong and Japan have been attacked.             |            |        |



# Example

Choose words from paragraphs 1 and 2 which have opposite meanings to the words below. (3m)

|                  |  |
|------------------|--|
| <u>gentle</u>    |  |
| <u>encourage</u> |  |
| <u>succeeded</u> |  |



# What's coming in 2017?

- More opportunities for developing the eloquent speaker in your boy
  - Podcasting
  - Debates
- More opportunities for developing the skillful writer in your boy
  - Writing cycles
  - Reflections
  - Hearts and Voices: Volume 3 (Publication)



# HEARTS AND VOICES VOLUME 1



# HEARTS AND VOICES VOLUME 2



ST. ANDREW'S JUNIOR SCHOOL 2016



# Ways we hope to partner you

- Active listener
  - Role model good listening by paying attention to what your boy says and what he means
  - Ask questions that begin with ‘What’, ‘How’ and ‘Why’ to encourage your boy to express himself beyond a simple ‘yes’ or ‘no’
  - Share how body language affects what we say and how it is interpreted



# Ways we hope to partner you

- Eloquent speaker
  - Role model good pronunciation
  - Role model speaking with clarity and confidence
  - Emphasise the thinking process before speaking (Why do you say that? What was the reason?)
  - Watch examples of good and creative speaking (newscasters, radio DJs)



# Ways we hope to partner you

- Critical reader
  - Role model reading for pleasure and for information
  - Identify a quiet corner to read with your boy without distractions
  - Read good books with your boy
    - Refer to online reading list on the school website (EL Dept.)



# Celebrating our strengths

- Our boys are very imaginative
- Our boys have the potential to express themselves if given the right opportunities





# Quick demonstration of online tools

- Automated Marking Tools (Grammarly)



Thank you parents!

*Lives are in the making here,  
Hearts are in the waking here,  
Mighty undertaking here,  
Up and On!*



# Questions and feedback

